

Mafatlal Industries Ltd

Mafatlal Industries Ltd | BSE Code: 500264 | Market Data as on Date: 26 Nov 2014

| | | | | | |
|---------------------------|--------|-------------------------|-------------|-------------------------|--------|
| Current Price (Rs) | 154.20 | Market Cap (Rs. Crores) | 214.49 | Book Value (Rs) | 249.61 |
| 52 Week High (Rs) | 189.40 | Shares Outstanding | 1,39,12,886 | P/B Ratio | 0.62 |
| 52 Week Low (Rs) | 101.50 | Beta - Sensex | 0.85 | Earnings Per Share (Rs) | 9.65 |
| Face Value per Share (Rs) | 10.00 | Dividend Yield (%) | 1.95 | P/E Ratio | 15.98 |

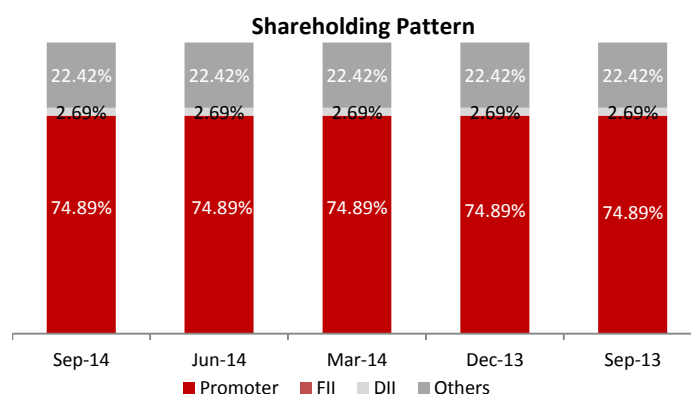
Company Info:

Mafatlal Industries Limited (MIL) is an India-based company, engaged in textile manufacturing having its operating units at Nadiad and Navsari. Nadiad unit produces fabrics, which are supplied to the customers and overseas. Navsari unit produces cotton and polyester blended fabrics in yarn dyed and piece dyed varieties. The Company operates in two business segments: textiles comprising of cloth and yarn, and financial services comprising activities relating to investments. Mafatlal Industries Limited was founded in 1905 and is headquartered in Mumbai, India.

Peer Comparison

| | Mafatlal Inds | Alok Textile | Nakoda |
|--------|---------------|--------------|---------|
| Sales | 236.44 | 3,757.05 | 241.71 |
| PAT | 3.48 | 45.36 | (48.09) |
| Equity | 13.91 | 1,377.13 | 150.00 |
| EPS | 2.50 | 0.33 | (1.60) |
| OPM | 4.22 | 23.24 | (0.32) |
| NPM | 1.47 | 1.21 | (19.90) |

* Peers are grouped according to sector and market cap



Quarterly Review - Sep 14:

The company has recorded revenues of Rs 236.44 Crores during the current quarter as against Rs 278.73 Crores for the corresponding quarter last year. EBITDA margins for the current quarter decreased to 4.22% in Sep quarter this year as compared to 4.56% in the same quarter previous year. The Profit after Tax (PAT) for current quarter stood at Rs 3.48 Crores.

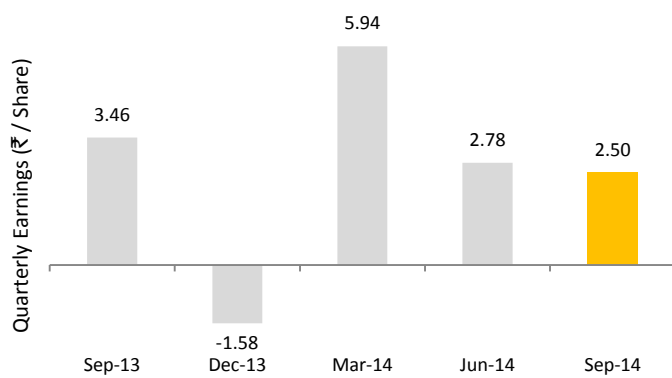
Quarterly Results:

Income Statement

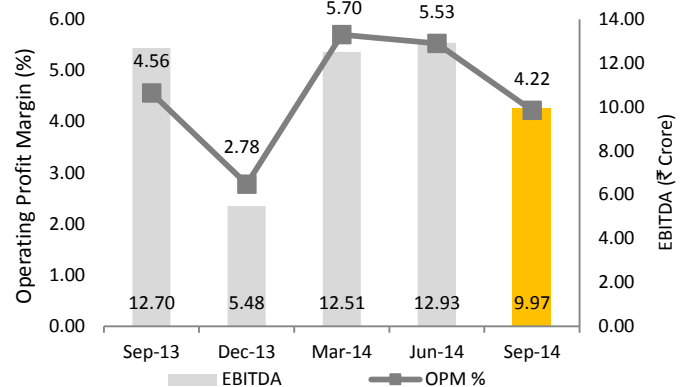
| | Figures in Rs Crores | | | | | | | |
|--------------|----------------------|----------|----------|----------|----------|----------|----------|----------|
| | Sep-14 | % of (1) | Sep-13 | % of (1) | Jun-14 | % of (1) | Mar-14 | % of (1) |
| Revenue | 236.44 | | 278.73 | | 233.57 | | 219.32 | |
| Total Income | 243.94 | | 284.91 | | 243.02 | | 224.33 | |
| Expenditure | (233.97) | -98.96% | (272.21) | -97.66% | (230.09) | -98.51% | (211.83) | -96.58% |
| Interest | (3.81) | -1.61% | (3.01) | -1.08% | (3.94) | -1.69% | (4.69) | -2.14% |
| PBDT | 6.16 | 2.61% | 9.69 | 3.48% | 8.99 | 3.85% | 7.82 | 3.57% |
| PBIDT | 9.97 | 4.22% | 12.70 | 4.56% | 12.93 | 5.54% | 12.51 | 5.70% |
| Depreciation | (2.35) | -0.99% | (4.02) | -1.44% | (5.41) | -2.32% | (5.61) | -2.56% |
| PBT | 3.81 | 1.61% | 5.67 | 2.03% | 3.57 | 1.53% | 2.21 | 1.01% |
| Tax | (0.33) | -0.14% | (0.86) | -0.31% | 0.30 | 0.13% | 6.05 | 2.76% |
| Net Profit | 3.48 | 1.47% | 4.81 | 1.73% | 3.87 | 1.66% | 8.27 | 3.77% |

Quarter on Quarter Changes:

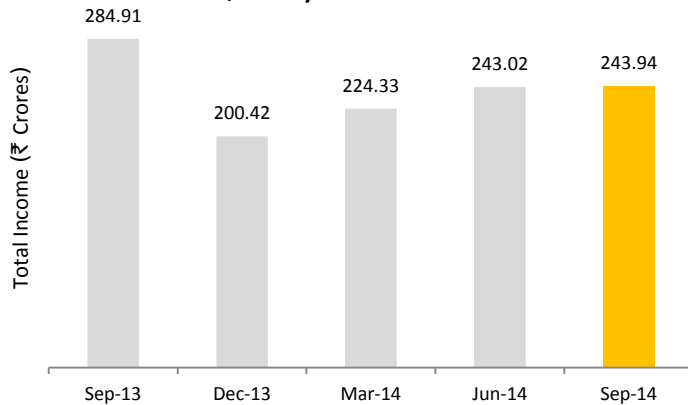
Quarterly EPS History



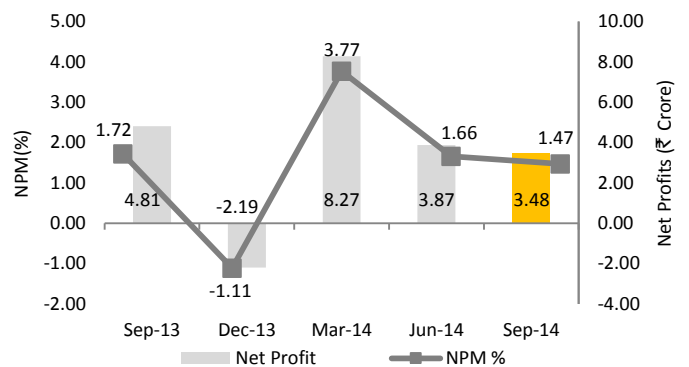
Operational Profitability



Quarterly Income Growth



Quarterly PAT Margins



DISCLOSURE: THIS REPORT HAS BEEN SPONSORED BY BSE - INVESTOR PROTECTION FUND TRUST

DISCLAIMER: While SES has made every effort and has exercised due skill, care and diligence in compiling this report based on publicly available information, it neither guarantees its accuracy, completeness or usefulness, nor assumes any liability whatsoever for any consequence from its use. This report does not have any approval, express or implied, from any authority, nor is it required to have such approval. The users are strongly advised to exercise due diligence while using this report. This report in no manner constitutes an offer, solicitation or advice to buy or sell securities, nor solicits votes or proxies on behalf of any party. SES has no financial liability whatsoever, to the subscribers / users of this report. The report is released in India and SES has ensured that it is in accordance with Indian laws. Person resident outside India shall ensure that laws in their country are not violated while using this report; SES shall not be responsible for any such violation. This report should not be reproduced or redistributed or communicated directly or indirectly in any form to any other person - especially outside India or published or copied in whole or in part, for any purpose.

ABOUT SES: Stakeholders' Empowerment Services is a not for profit initiative of like-minded people with a vision to achieve a corporate governance state where all stakeholders are treated in just and fair manner. We believe that this journey can be possible only with active participation of all stakeholders. For more information please contact SES at +91 22 4022 0322, or via e-mail: info@sesgovernance.com